

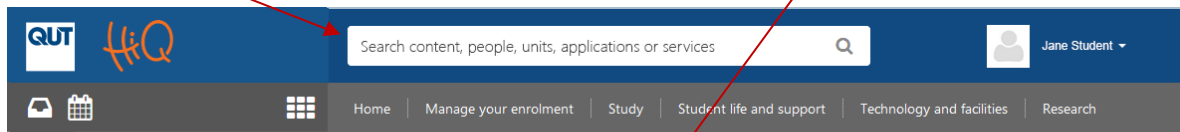
Search results screen

HiQ search helps you find information, staff contact details, unit details and QUT apps. Results include information from the QUT Students site and other QUT sites.

To search, enter your query in the search box found on every HiQ page. Here's how it works.

Enter your search term here

Select a tab to see different types of results. Use the units tab to find classes.



Search results for 'assessment'



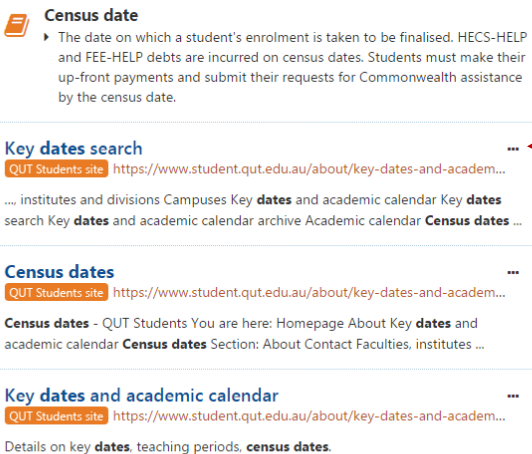
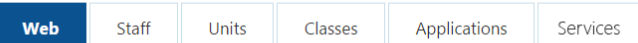
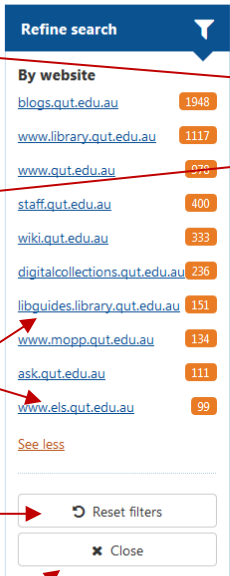
Open the refine menu to filter your search

QUT glossary definition

Narrow your results using these filtering options

Reset your search filters

Close the refine menu



Advanced search

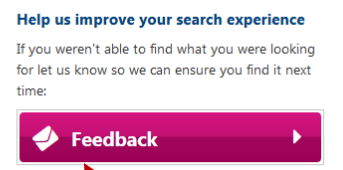
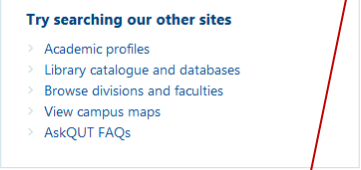
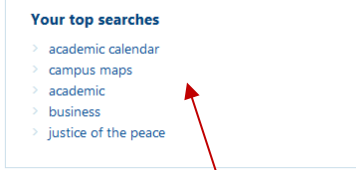
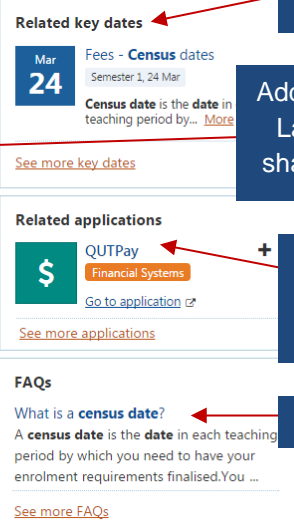
Set your own search preferences

Related key dates

Add a link to your LaunchPad or share it by email

Results for QUT applications

FAQ results




Your last five search queries

View more results

Send us your feedback about search

How to use HiQ search

To perform a search

Add your search term in the HiQ search box and hit Enter or select the search button .

Search terms can include

General text, unit codes, unit titles, class dates, class locations, class types (lecture, tutorial or practical), staff names, staff phone numbers (with no spaces), phone extensions (with * in front), email addresses and more. See [AskQUT](#) for a list of different ways to search.

Predicted results

If you are entering a popular term, a list of suggested phrases will show beneath the search box as you type. If you see the term you need, you can select it from the list and go straight to the results.

Results tabs

Search results are displayed under tabs for content, staff, units, classes and applications. The tabs displayed will depend on your search term. You can select which tab appears first in your search preferences.

To view a search result

Select one of the results (click either the name or page hyperlink).

To refine your results

Select 'Refine search' underneath the results tabs to narrow down your results. Different options are available depending on your current tab. For web results you can refine by website, staff results by the area they work in, units and classes by campus, teaching period (semester or year), and applications by faculty or type.


Advanced search

Select 'Advanced search' to perform specific searches for units, class timetables, booklists, QUT staff, Justices of the Peace and more.

To provide suggestions to improve HiQ search

Use the 'Feedback' button at the bottom of the page to suggest improvements if you have trouble finding what you need.

Search preferences

You can customise how your search results are displayed using the search preferences button  at the top right of your results.

This can be useful if you perform a specific type of search regularly.

On the search preferences screen you can:

- change the results tab that appears first in your search results
- choose how many results are shown on each page
- show or hide old units from your results
- allow the search to autocorrect your search terms
- see your last five searches by clicking in an empty search box.

[For more information view the HiQ user guides](#)